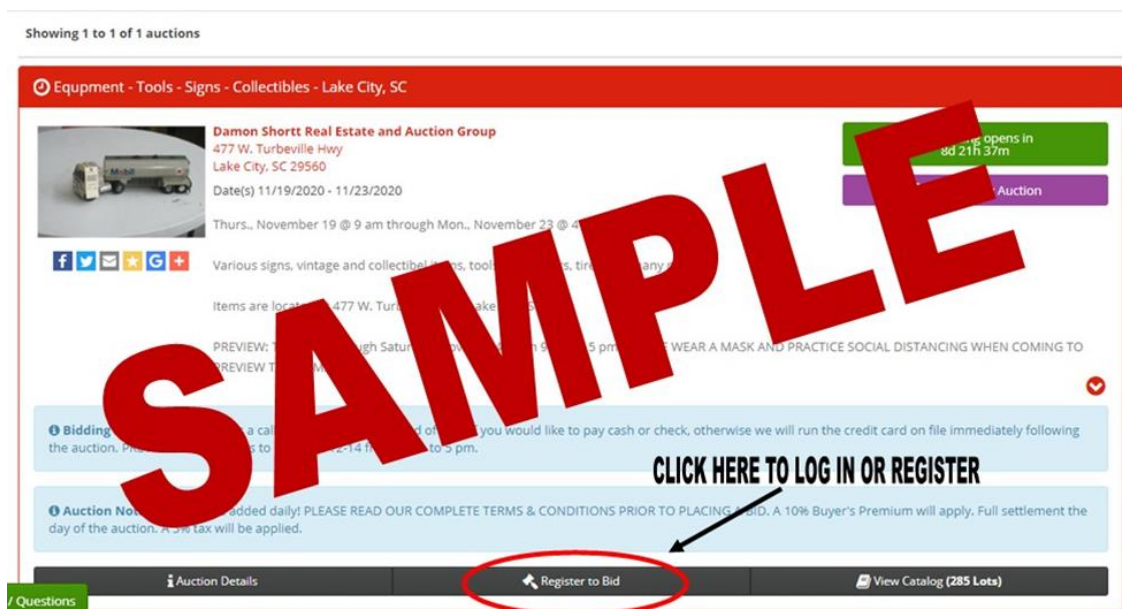


INSTRUCTIONS FOR REGISTERING FOR ONLINE AUCTION

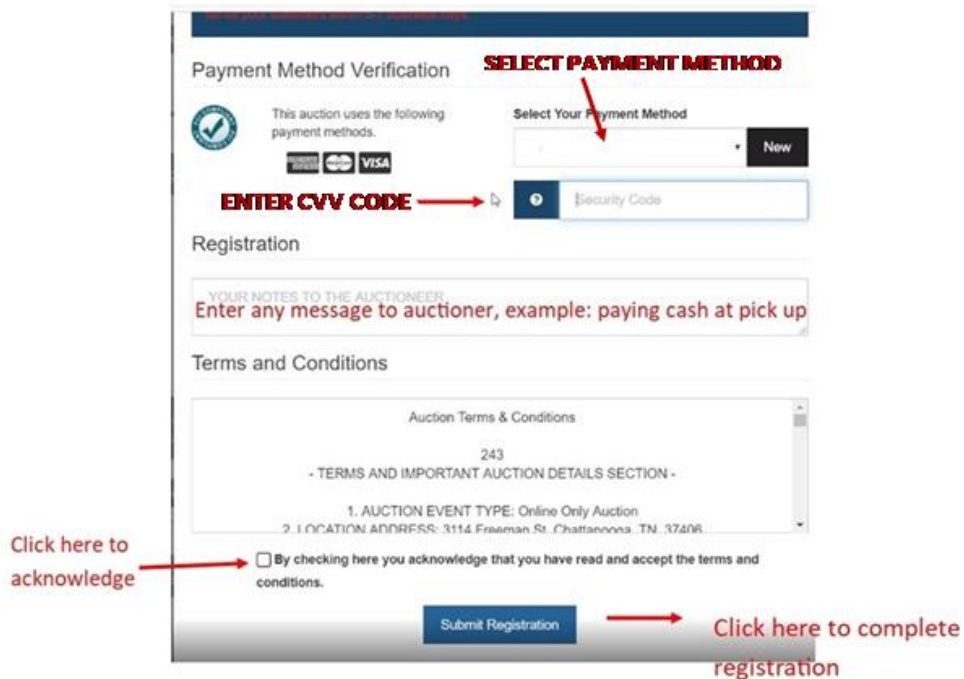
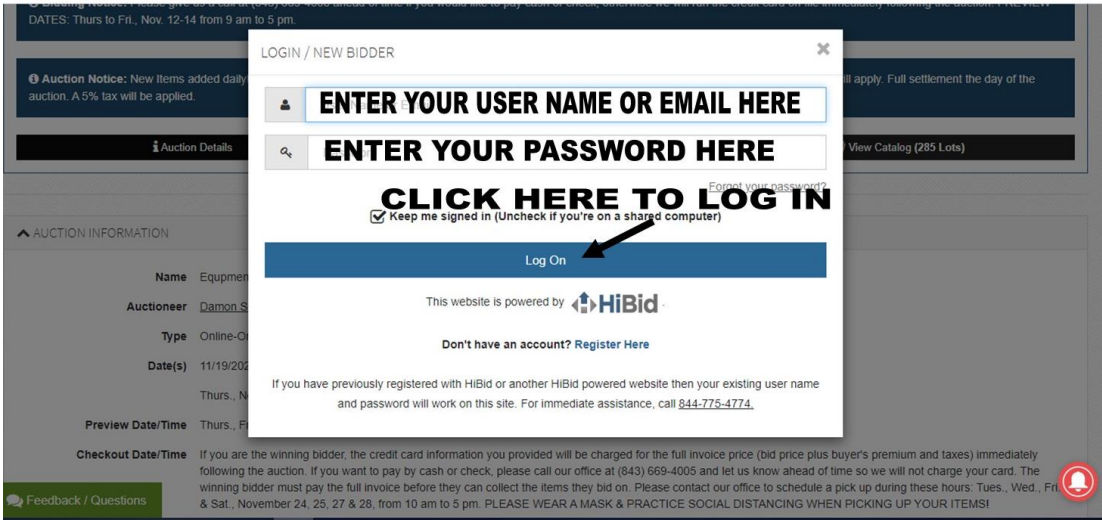
1. Go to DAMONSHORTTPROPERTIES.COM. On the homepage, find the auction you want to register for then click on the button that says: **“CLICK HERE TO REGISTER AND BID ONLINE”**

This will take you to our online platform.

2. The window to our online auction platform opens up and you will see the auction listed. Underneath the description, click on the middle button that says: **REGISTER TO BID**

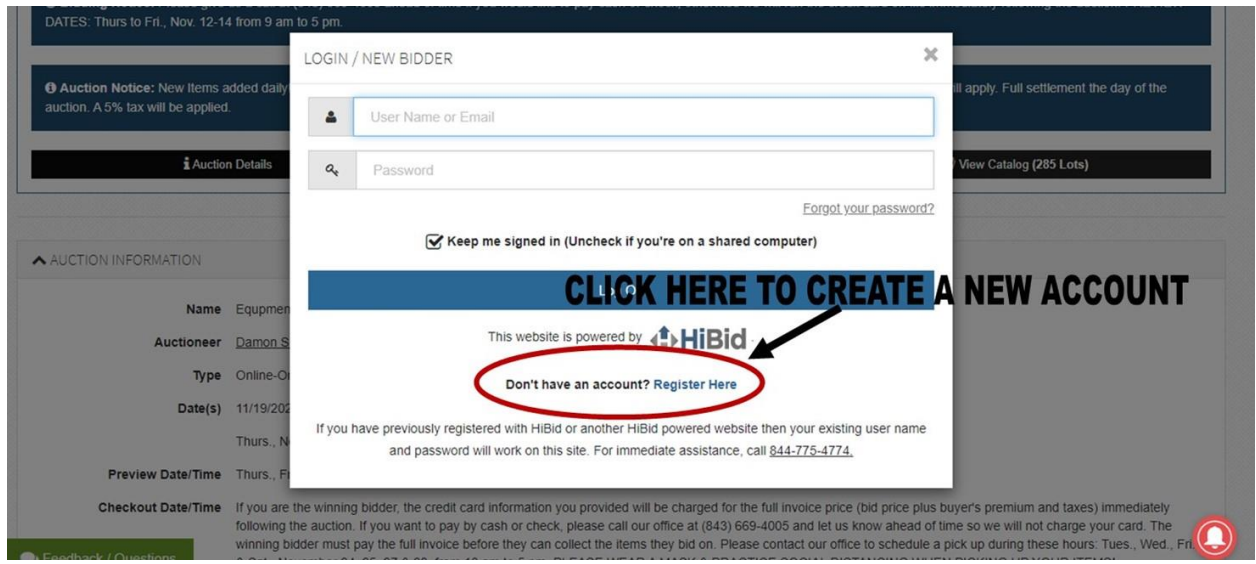


3. If you already have an account, simply log in to your account by entering your user name and password. **MAKE SURE YOU PUT IN YOUR PAYMENT METHOD TO COMPLETE REGISTRATION.**



4. If you don't have a HIBID account yet, you will need to create a new account. To set up a new account, click on the button that says **“DON'T HAVE AN ACCOUNT? REGISTER HERE”** (This is located below where you would normally enter your user name and password.

(SEE BELOW FOR PICTURE)



FILL OUT THE FORM TO ENTER YOUR INFORMATION AND CREATE A USER NAME AND PASSWORD. SEE IMAGES BELOW:

A screenshot of a registration form titled "Step 2: Complete Account Info...". The form is titled "Tell us about yourself" and contains several input fields. The fields are: "Company" (text input), "First Name" (text input with red text "Enter first name"), "Last Name" (text input with red text "Enter last name"), "Country" (dropdown menu with "United States" selected), "Address" (text input with red text "Enter street address"), "City" (text input with red text "city"), "State / Province" (dropdown menu with "State" selected), "Postal Code (Zip)" (text input with "Postal Code (Zip)" label), "Phone 1" (text input with red text "Phone number"), "Phone 2" (text input), and "Fax" (text input). At the bottom of the form, there is a section titled "Choose your user ID and password".

City:

State / Province:

Postal Code (Zip):

Phone 1:

Phone 2:

Fax:

Choose your user ID and password

User Name:

Password:

Confirm Password:

Email:

Confirm Email:

Select your account options **Click create new acct to register**

Hide Username From Public

Send email notifications and newsletters

5. ENTER YOUR PAYMENT METHOD. To bid online, you need to go through a credit card verification and enter your credit card information (Your credit card will not be charged unless you purchase something at auction).

Payment Method Verification **SELECT PAYMENT METHOD**

This auction uses the following payment methods.

ENTER CVV CODE

Registration

YOUR NOTES TO THE AUCTIONEER

Enter any message to auctioner, example: paying cash at pick up

Terms and Conditions

Auction Terms & Conditions

243

- TERMS AND IMPORTANT AUCTION DETAILS SECTION -

1. AUCTION EVENT TYPE: Online Only Auction

2. LOCATION ADDRESS: 3114 Freeman St. Chattanooga, TN 37408

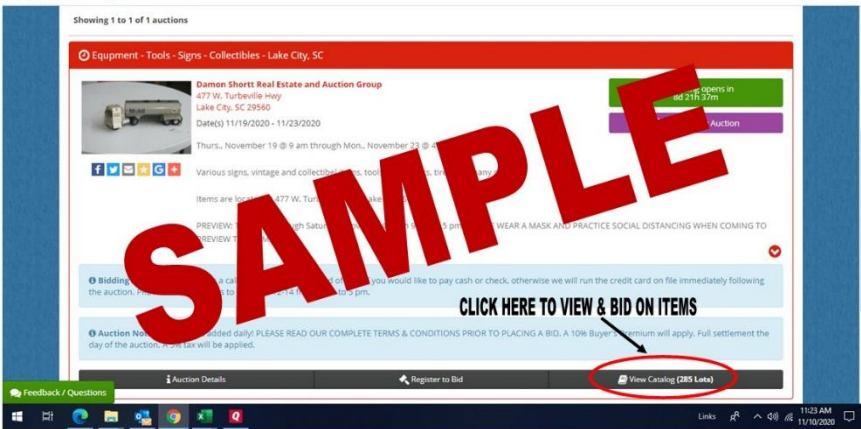
Click here to acknowledge By checking here you acknowledge that you have read and accept the terms and conditions.

Click here to complete registration

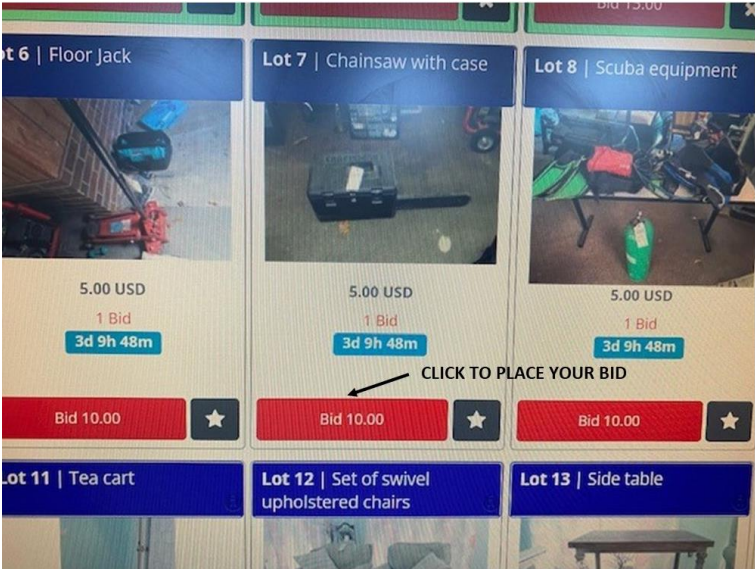
YOU ARE NOW REGISTERED AND READY TO BID!

SEE BELOW FOR INSTRUCTIONS ON HOW TO BID

- 6. TO START BIDDING, GO BACK TO THE AUCTION LISTING AND CLICK ON THE CATALOG BUTTON ON THE RIGHT LOWER CORNER.



Go through the catalog for the items you want to bid on. Click on BID button.



You can also search for a specific item in the search button which is located on the upper left corner just before the first item. (SEE BELOW FOR PICTURE)

